










2008 World Junior Championships

Peru, Lima - 7/11 Jan 2009 2009

2008 World Junior Championships

Under 17 Girls Slalom Results

Homologation: World record - 1/7/2009 - 1/11/2009

Bib Name	Country	Categ.	Preliminary	Final	Overall
1 (71) Hensley Caroline	USA 	-17 F	3.00/55/11.25	2.00/55/11.25 (Tie break: 4.50/55/12.00)	1000.00
2 (4) Franc Ambre	*FRA 	-17 F	1.00/55/11.25	2.00/55/11.25 (Tie break: 4.00/55/12.00)	974.36
3 (61) Gilbert Stacey	NZL 	-17 F	4.00/55/13.00	3.25/55/12.00	852.56
4 (9) Cuglievan Delfina	PER 	-17 F	3.00/55/12.00	2.50/55/12.00	846.15
5 (41) Cambray Iris	FRA 	-17 F	2.00/55/12.00	2.00/55/12.00	820.51
6 (72) Morgan Lauren	USA 	-17 F	0.00/55/12.00	2.00/55/12.00	820.51
7 (52) Caruso Silvia	ITA 	-17 F	3.00/55/13.00 (Tie break: 6.00/55/14.25)	1.50/55/12.00	807.69
8 (26) Collins Megan	CAN 	-17 F	5.00/55/13.00	0.50/55/12.00	782.05
9 (1) Cuglievan Ivanna	PER 	-17 F	3.00/55/13.00 (Tie break: 4.00/55/14.25)	4.00/55/13.00	717.95
10 (40) Costard Manon	FRA 	-17 F	1.50/55/12.00	1.50/55/13.00	807.69
11 (16) Carroll Jacinta	AUS 	-17 F	4.50/55/13.00	1.50/55/13.00	730.77
12 (63) Hannah Renee	NZL 	-17 F	4.50/55/13.00	1.50/55/14.25	730.77
13 (53) Pajni Maria Luisa	ITA 	-17 F	3.00/55/13.00 (Tie break: 3.50/55/14.25)		692.31
14 (45) Mayling Annie	GBR 	-17 F	2.00/55/13.00		666.67
14 (44) Shorten Danielle	GBR 	-17 F	2.00/55/13.00		666.67
16 (20) Trinidad-Florentino Yaneris	BEL 	-17 F	1.50/55/13.00		653.85
17 (62) Hannah Nicole	NZL 	-17 F	1.00/55/13.00		641.03
18 (65) Viljoen Gabriella	RSA 	-17 F	0.50/55/13.00		628.21
19 (30) Ritter Pascal	CHI 	-17 F	3.50/55/14.25		551.28
20 (57) Chapoy Carolina	MEX 	-17 F	3.00/55/14.25		538.46
21 (35) Palacios Ana	COL 	-17 F	2.00/55/14.25		512.82
21 (24) Stevens Janice	CAN 	-17 F	2.00/55/14.25		512.82
23 (31) Naser Nicole	CHI 	-17 F	0.00/55/14.25		461.54
24 (49) Kaldis Alexandra	GRE 	-17 F	3.50/52		89.74
25 (25) Grant Taryn	CAN 	-17 F	1.50/52		38.46



Peru, Lima

[map of site](#)

Tournament

[Time table & start lists](#)
[List of participants](#)

Results

[Live results](#)

[Under 17 Girls Slalom](#)
[Under 17 Girls Tricks](#)
[Under 17 Girls Jump](#)
[Under 17 Girls Overall](#)

[Under 17 Boys Slalom](#)
[Under 17 Boys Tricks](#)
[Under 17 Boys Jump](#)
[Under 17 Boys Overall](#)

[Overall Team classification](#)

2008 World Junior Championships

Peru, Lima - 7/11 Jan 2009 2009

2008 World Junior Championships

Under 17 Girls Tricks Results

Homologation: World record - 1/7/2009 - 1/11/2009

Bib	Name	Country	Categ.	Preliminary	Final	Overall
1 (41)	Cambray Iris	FRA 	-17 F	7850	7500	1000.00
2 (71)	Hensley Caroline	USA 	-17 F	6360	6410	816.56
3 (52)	Caruso Silvia	ITA 	-17 F	5140	6140	782.17
4 (40)	Costard Manon	FRA 	-17 F	6140	5540	782.17
5 (31)	Naser Nicole	CHI 	-17 F	4800	4740	611.46
6 (62)	Hannah Nicole	NZL 	-17 F	2910	3770	480.25
7 (24)	Stevens Janice	CAN 	-17 F	3690	3320	470.06
8 (72)	Morgan Lauren	USA 	-17 F	3600	3180	458.60
9 (16)	Carroll Jacinta	AUS 	-17 F	4330	3100	551.59
10 (7)	Cuglievan Natalia	PER 	-17 F	3490	3030	444.59
11 (63)	Hannah Renee	NZL 	-17 F	3970	2810	505.73
12 (26)	Collins Megan	CAN 	-17 F	2920	2420	371.97
13 (44)	Shorten Danielle	GBR 	-17 F	2850		363.06
14 (49)	Kaldis Alexandra	GRE 	-17 F	2720		346.50
15 (61)	Gilbert Stacey	NZL 	-17 F	2680		341.40
16 (35)	Palacios Ana	COL 	-17 F	2620		333.76
17 (30)	Ritter Pascal	CHI 	-17 F	2420		308.28
18 (25)	Grant Taryn	CAN 	-17 F	2340		298.09
19 (57)	Chapoy Carolina	MEX 	-17 F	2250		286.62
20 (45)	Mayling Annie	GBR 	-17 F	1630		207.64
21 (53)	Pajni Maria Luisa	ITA 	-17 F	1540		196.18



Peru, Lima

[map of site](#)

Tournament

[Time table & start lists](#)
[List of participants](#)

Results

[Live results](#)

[Under 17 Girls Slalom](#)
[Under 17 Girls Tricks](#)
[Under 17 Girls Jump](#)
[Under 17 Girls Overall](#)

[Under 17 Boys Slalom](#)
[Under 17 Boys Tricks](#)
[Under 17 Boys Jump](#)
[Under 17 Boys Overall](#)

[Overall Team classification](#)






2008 World Junior Championships

Peru, Lima - 7/11 Jan 2009 2009

2008 World Junior Championships

Under 17 Girls Jump Results

Homologation: World record - 1/7/2009 - 1/11/2009

Bib	Name	Country	Categ.	Preliminary	Final	Overall
1 (40)	Costard Manon	FRA 	-17 F	41.9m	43.2m	983.71
2 (16)	Carroll Jacinta	AUS 	-17 F	41.2m	42.9m	973.94
3 (71)	Hensley Caroline	USA 	-17 F	43.7m	42.2m	1000.00
4 (72)	Morgan Lauren	USA 	-17 F	42.8m	42.2m	970.68
5 (53)	Pajni Maria Luisa	ITA 	-17 F	38.5m	40.4m	892.51
6 (44)	Shorten Danielle	GBR 	-17 F	35.9m	36.6m	768.73
7 (41)	Cambray Iris	FRA 	-17 F	34.0m	36.0m	749.19
8 (63)	Hannah Renee	NZL 	-17 F	34.1m	34.4m	697.07
9 (25)	Grant Taryn	CAN 	-17 F	34.0m	34.2m	690.55
10 (61)	Gilbert Stacey	NZL 	-17 F	36.7m	0.0m	771.99
11 (57)	Chapoy Carolina	MEX 	-17 F	32.3m		628.66
12 (31)	Naser Nicole	CHI 	-17 F	31.7m		609.12
13 (26)	Collins Megan	CAN 	-17 F	31.2m		592.83
14 (30)	Ritter Pascal	CHI 	-17 F	29.0m		521.17
15 (45)	Mayling Annie	GBR 	-17 F	28.9m		517.92
16 (62)	Hannah Nicole	NZL 	-17 F	26.9m		452.77
17 (49)	Kaldis Alexandra	GRE 	-17 F	24.7m		381.11
18 (52)	Caruso Silvia	ITA 	-17 F	24.2m		364.82
19 (35)	Palacios Ana	COL 	-17 F	23.2m		332.25



Peru, Lima

[map of site](#)

Tournament

[Time table & start lists](#)
[List of participants](#)

Results

[Live results](#)

[Under 17 Girls Slalom](#)
[Under 17 Girls Tricks](#)
[Under 17 Girls Jump](#)
[Under 17 Girls Overall](#)

[Under 17 Boys Slalom](#)
[Under 17 Boys Tricks](#)
[Under 17 Boys Jump](#)
[Under 17 Boys Overall](#)

[Overall Team classification](#)












2008 World Junior Championships

Peru, Lima - 7/11 Jan 2009 2009

2008 World Junior Championships

Under 17 Girls Overall Results

- 1/7/2009 - 1/11/2009

Bib	Name	Country	Categ.	Slalom	Tricks	Jump	Overall
1 (71)	Hensley Caroline	USA 	-17 F	1000.00	816.56	1000.00	2816.56
2 (40)	Costard Manon	FRA 	-17 F	807.69	782.17	983.71	2573.57
3 (41)	Cambray Iris	FRA 	-17 F	820.51	1000.00	749.19	2569.70
4 (16)	Carroll Jacinta	AUS 	-17 F	730.77	551.59	973.94	2256.30
5 (72)	Morgan Lauren	USA 	-17 F	820.51	458.60	970.68	2249.79
6 (61)	Gilbert Stacey	NZL 	-17 F	852.56	341.40	771.99	1965.95
7 (52)	Caruso Silvia	ITA 	-17 F	807.69	782.17	364.82	1954.68
8 (63)	Hannah Renee	NZL 	-17 F	730.77	505.73	697.07	1933.57
9 (44)	Shorten Danielle	GBR 	-17 F	666.67	363.06	768.73	1798.46
10 (53)	Pajni Maria Luisa	ITA 	-17 F	692.31	196.18	892.51	1781.00
11 (26)	Collins Megan	CAN 	-17 F	782.05	371.97	592.83	1746.85
12 (31)	Naser Nicole	CHI 	-17 F	461.54	611.46	609.12	1682.12
13 (62)	Hannah Nicole	NZL 	-17 F	641.03	480.25	452.77	1574.05
14 (57)	Chapoy Carolina	MEX 	-17 F	538.46	286.62	628.66	1453.74
15 (45)	Mayling Annie	GBR 	-17 F	666.67	207.64	517.92	1392.23
16 (30)	Ritter Pascal	CHI 	-17 F	551.28	308.28	521.17	1380.73
17 (35)	Palacios Ana	COL 	-17 F	512.82	333.76	332.25	1178.83
18 (25)	Grant Taryn	CAN 	-17 F	38.46	298.09	690.55	1027.10
19 (49)	Kaldis Alexandra	GRE 	-17 F	89.74	346.50	381.11	817.35



Peru, Lima

[map of site](#)

Tournament

[Time table & start lists](#)
[List of participants](#)

Results

[Live results](#)

[Under 17 Girls Slalom](#)
[Under 17 Girls Tricks](#)
[Under 17 Girls Jump](#)
[Under 17 Girls Overall](#)

[Under 17 Boys Slalom](#)
[Under 17 Boys Tricks](#)
[Under 17 Boys Jump](#)
[Under 17 Boys Overall](#)

[Overall Team classification](#)

2008 World Junior Championships

Peru, Lima - 7/11 Jan 2009 2009

2008 World Junior Championships

Under 17 Boys Slalom Results

Homologation: World record - 1/7/2009 - 1/11/2009

Bib	Name	Country	Categ.	Preliminary	Final	Overall
1 (38)	Descuns Sacha	FRA	-17 M	3.00/58/11.25	2.00/58/10.75	1000.00
2 (56)	Ambrosi Sandro	MEX	-17 M	2.25/58/12.00	3.00/58/11.25	886.36
3 (3)	Niola Thomas	*FRA	-17 M	4.00/58/12.00	2.00/58/11.25	863.64
4 (36)	Kolman Martin	CZE	-17 M	3.00/58/12.00	2.00/58/11.25	863.64
5 (70)	Worden Zack	USA	-17 M	2.50/58/12.00	1.50/58/11.25	852.27
6 (64)	Visser Gj	RSA	-17 M	0.50/58/12.00	4.50/58/12.00	784.09
(Tie break: 2.00/58/11.25)						
7 (66)	Mlynek Marek	SVK	-17 M	1.50/58/12.00	3.50/58/12.00	761.36
8 (29)	Gonzalez Diego	CHI	-17 M	3.00/58/12.00	1.50/58/12.00	750.00
8 (27)	Stadlbaur Benjamin	SUI	-17 M	3.00/58/12.00	1.50/58/12.00	750.00
10 (14)	Pollock Alexander	AUS	-17 M	1.50/58/12.00	1.50/58/12.00	715.91
11 (42)	Earl James	GBR	-17 M	1.50/58/12.00	4.00/58/13.00	715.91
12 (68)	Vikstrom Oskar	SWE	-17 M	2.00/58/12.00	3.50/58/13.00	727.27
13 (10)	Romero Manuel	PER	-17 M	0.50/58/12.00		693.18
(Tie break: 1.00/58/12.00)						
14 (28)	Naser Sebastian	CHI	-17 M	5.50/58/13.00		670.45
14 (15)	Wallent Daniel	AUS	-17 M	5.50/58/13.00		670.45
16 (18)	Boone Mathieu	BEL	-17 M	4.50/58/13.00		647.73
17 (22)	Monassi Artur	BRA	-17 M	3.50/58/13.00		625.00
17 (55)	Torres Andres	MEX	-17 M	3.50/58/13.00		625.00
19 (54)	Chapoy Rodrigo	MEX	-17 M	3.00/58/13.00		613.64
19 (47)	Christou Dimitris	GRE	-17 M	3.00/58/13.00		613.64
19 (11)	Patricio Augustin	ARG	-17 M	3.00/58/13.00		613.64
19 (46)	Plytas Nikos	GRE	-17 M	3.00/58/13.00		613.64
19 (23)	Weninger Matt	CAN	-17 M	3.00/58/13.00		613.64
24 (75)	Pickos Adam	*USA	-17 M	2.50/58/13.00		602.27
24 (50)	Spinelli Luca	ITA	-17 M	2.50/58/13.00		602.27
24 (17)	Van Heuverswijn Cyprien	BEL	-17 M	2.50/58/13.00		602.27
27 (48)	Lambrou Stavros	GRE	-17 M	2.00/58/13.00		590.91
27 (60)	Mcfadden Scott	NZL	-17 M	2.00/58/13.00		590.91
29 (34)	Robledo Santiago	COL	-17 M	1.50/58/13.00		579.55
30 (33)	Alberto Mejia	COL	-17 M	1.00/58/13.00		568.18
30 (32)	Robledo Alejandro	COL	-17 M	1.00/58/13.00		568.18
32 (39)	Fernandez Theo	FRA	-17 M	0.50/58/13.00		556.82
33 (21)	Basinski Mikhail	BLR	-17 M	3.50/58/14.25		488.64
34 (69)	Kenerly John Lex	USA	-17 M	3.00/58/14.25		477.27
34 (43)	Wharton Christopher	GBR	-17 M	3.00/58/14.25		477.27
36 (12)	Bradstreet Timothy	AUS	-17 M	2.50/55/18.25		56.82



Peru, Lima

[map of site](#)

Tournament

[Time table & start lists](#)
[List of participants](#)

Results

[Live results](#)

[Under 17 Girls Slalom](#)
[Under 17 Girls Tricks](#)
[Under 17 Girls Jump](#)
[Under 17 Girls Overall](#)

[Under 17 Boys Slalom](#)
[Under 17 Boys Tricks](#)
[Under 17 Boys Jump](#)
[Under 17 Boys Overall](#)

[Overall Team classification](#)

2008 World Junior Championships

Under 17 Boys Tricks Results

Homologation: World record - 1/7/2009 - 1/11/2009

Bib	Name	Country	Categ.	Preliminary	Final	Overall
1 (36)	Kolman Martin	CZE 	-17 M	8540	8930	1000.00
2 (75)	Pickos Adam	*USA 	-17 M	9340	8740	1045.91
3 (39)	Fernandez Theo	FRA 	-17 M	7010	8260	924.97
4 (42)	Earl James	GBR 	-17 M	7810	7460	874.58
5 (69)	Kenerly John Lex	USA 	-17 M	7460	7260	835.39
6 (12)	Bradstreet Timothy	AUS 	-17 M	7440	7180	833.15
7 (21)	Basinski Mikhail	BLR 	-17 M	7580	7080	848.82
8 (46)	Plytas Nikos	GRE 	-17 M	6160	7060	790.59
9 (70)	Worden Zack	USA 	-17 M	6770	7000	783.87
10 (54)	Chapoy Rodrigo	MEX 	-17 M	6670	6510	746.92
11 (56)	Ambrosi Sandro	MEX 	-17 M	6210	6040	695.41
12 (55)	Torres Andres	MEX 	-17 M	6430	5760	720.04
13 (34)	Robledo Santiago	COL 	-17 M	5700		638.30
14 (51)	Benatti Nicholas	ITA 	-17 M	5610		628.22
15 (32)	Robledo Alejandro	COL 	-17 M	5470		612.54
16 (66)	Mlynek Marek	SVK 	-17 M	5250		587.91
17 (38)	Descuns Sacha	FRA 	-17 M	4900		548.71
17 (14)	Pollock Alexander	AUS 	-17 M	4900		548.71
19 (17)	Van Heuverswijn Cyprien	BEL 	-17 M	4470		500.56
20 (29)	Gonzalez Diego	CHI 	-17 M	4420		494.96
21 (43)	Wharton Christopher	GBR 	-17 M	4080		456.89
22 (50)	Spinelli Luca	ITA 	-17 M	4050		453.53
23 (48)	Lambrou Stavros	GRE 	-17 M	3740		418.81
24 (33)	Alberto Mejia	COL 	-17 M	3420		382.98
25 (28)	Naser Sebastian	CHI 	-17 M	3140		351.62
26 (47)	Christou Dimitris	GRE 	-17 M	3120		349.38
27 (23)	Weninger Matt	CAN 	-17 M	3010		337.07
28 (60)	Mcfadden Scott	NZL 	-17 M	2980		333.71
29 (15)	Wallent Daniel	AUS 	-17 M	2940		329.23
30 (68)	Vikstrom Oskar	SWE 	-17 M	2750		307.95
31 (11)	Patricio Augustin	ARG 	-17 M	2390		267.64



Peru, Lima

[map of site](#)

Tournament

[Time table & start lists](#)
[List of participants](#)

Results

[Live results](#)

[Under 17 Girls Slalom](#)
[Under 17 Girls Tricks](#)
[Under 17 Girls Jump](#)
[Under 17 Girls Overall](#)

[Under 17 Boys Slalom](#)
[Under 17 Boys Tricks](#)
[Under 17 Boys Jump](#)
[Under 17 Boys Overall](#)

[Overall Team classification](#)































2008 World Junior Championships

Peru, Lima - 7/11 Jan 2009 2009

2008 World Junior Championships

Under 17 Boys Jump Results

Homologation: World record - 1/7/2009 - 1/11/2009

Bib	Name	Country	Categ.	Preliminary	Final	Overall
1 (70)	Worden Zack	USA 	-17 M	57.8m	58.0m	1000.00
2 (36)	Kolman Martin	CZE 	-17 M	50.0m	51.8m	836.84
3 (56)	Ambrosi Sandro	MEX 	-17 M	50.0m	51.6m	831.58
4 (50)	Spinelli Luca	ITA 	-17 M	50.5m	51.2m	821.05
5 (67)	Efverstrom Daniel	SWE 	-17 M	49.4m	49.4m	773.68
6 (12)	Bradstreet Timothy	AUS 	-17 M	50.0m	48.0m	789.47
7 (33)	Alberto Mejia	COL 	-17 M	47.6m	47.4m	726.32
8 (74)	Abel Leif	*USA 	-17 M	48.7m	46.3m	755.26
9 (38)	Descuns Sacha	FRA 	-17 M	47.7m	46.2m	728.95
10 (60)	Mcfadden Scott	NZL 	-17 M	48.9m	45.2m	760.53
11 (28)	Naser Sebastian	CHI 	-17 M	46.1m	43.3m	686.84
12 (48)	Lambrou Stavros	GRE 	-17 M	50.8m	0.0m	810.53
13 (43)	Wharton Christopher	GBR 	-17 M	45.9m		681.58
14 (14)	Pollock Alexander	AUS 	-17 M	45.6m		673.68
15 (68)	Vikstrom Oskar	SWE 	-17 M	45.3m		665.79
16 (69)	Kenerly John Lex	USA 	-17 M	44.3m		639.47
17 (42)	Earl James	GBR 	-17 M	44.2m		636.84
18 (59)	Antonsen Christer	NOR 	-17 M	43.9m		628.95
19 (66)	Mlynek Marek	SVK 	-17 M	43.7m		623.68
20 (21)	Basinski Mikhail	BLR 	-17 M	43.6m		621.05
21 (32)	Robledo Alejandro	COL 	-17 M	43.5m		618.42
22 (15)	Wallent Daniel	AUS 	-17 M	42.5m		592.11
23 (39)	Fernandez Theo	FRA 	-17 M	42.4m		589.47
24 (55)	Torres Andres	MEX 	-17 M	41.7m		571.05
25 (23)	Weninger Matt	CAN 	-17 M	41.4m		563.16
26 (17)	Van Heuverswijn Cyprien	BEL 	-17 M	41.3m		560.53
27 (34)	Robledo Santiago	COL 	-17 M	38.6m		489.47
28 (54)	Chapoy Rodrigo	MEX 	-17 M	37.7m		465.79
29 (11)	Patricio Augustin	ARG 	-17 M	33.3m		350.00
30 (58)	Moss Even	NOR 	-17 M	31.8m		310.53



Peru, Lima

[map of site](#)

Tournament

[Time table & start lists](#)
[List of participants](#)

Results

[Live results](#)

[Under 17 Girls Slalom](#)
[Under 17 Girls Tricks](#)
[Under 17 Girls Jump](#)
[Under 17 Girls Overall](#)










[Under 17 Boys Slalom](#)
[Under 17 Boys Tricks](#)
[Under 17 Boys Jump](#)
[Under 17 Boys Overall](#)

[Overall Team classification](#)

2008 World Junior Championships

Under 17 Boys Overall Results

- 1/7/2009 - 1/11/2009

Bib	Name	Country	Categ.	Slalom	Tricks	Jump	Overall
1 (36)	Kolman Martin	CZE 	-17 M	863.64	1000.00	836.84	2700.48
2 (70)	Worden Zack	USA 	-17 M	852.27	783.87	1000.00	2636.14
3 (56)	Ambrosi Sandro	MEX 	-17 M	886.36	695.41	831.58	2413.35
4 (38)	Descuns Sacha	FRA 	-17 M	1000.00	548.71	728.95	2277.66
5 (42)	Earl James	GBR 	-17 M	715.91	874.58	636.84	2227.33
6 (39)	Fernandez Theo	FRA 	-17 M	556.82	924.97	589.47	2071.26
7 (66)	Mlynek Marek	SVK 	-17 M	761.36	587.91	623.68	1972.95
8 (21)	Basinski Mikhail	BLR 	-17 M	488.64	848.82	621.05	1958.51
9 (69)	Kenerly John Lex	USA 	-17 M	477.27	835.39	639.47	1952.13
10 (14)	Pollock Alexander	AUS 	-17 M	715.91	548.71	673.68	1938.30
11 (55)	Torres Andres	MEX 	-17 M	625.00	720.04	571.05	1916.09
12 (50)	Spinelli Luca	ITA 	-17 M	602.27	453.53	821.05	1876.85
13 (54)	Chapoy Rodrigo	MEX 	-17 M	613.64	746.92	465.79	1826.35
14 (48)	Lambrou Stavros	GRE 	-17 M	590.91	418.81	810.53	1820.25
15 (32)	Robledo Alejandro	COL 	-17 M	568.18	612.54	618.42	1799.14
16 (28)	Naser Sebastian	CHI 	-17 M	670.45	351.62	686.84	1708.91
17 (34)	Robledo Santiago	COL 	-17 M	579.55	638.30	489.47	1707.32
18 (68)	Vikstrom Oskar	SWE 	-17 M	727.27	307.95	665.79	1701.01
19 (60)	Mcfadden Scott	NZL 	-17 M	590.91	333.71	760.53	1685.15
20 (12)	Bradstreet Timothy	AUS 	-17 M	56.82	833.15	789.47	1679.44
21 (33)	Alberto Mejia	COL 	-17 M	568.18	382.98	726.32	1677.48
22 (17)	Van Heuverswijn Cyprien	BEL 	-17 M	602.27	500.56	560.53	1663.36
23 (43)	Wharton Christopher	GBR 	-17 M	477.27	456.89	681.58	1615.74
24 (15)	Wallent Daniel	AUS 	-17 M	670.45	329.23	592.11	1591.79
25 (23)	Weninger Matt	CAN 	-17 M	613.64	337.07	563.16	1513.87
26 (11)	Patricio Augustin	ARG 	-17 M	613.64	267.64	350.00	1231.28



Peru, Lima

[map of site](#)

Tournament

[Time table & start lists](#)
[List of participants](#)

Results

[Live results](#)

[Under 17 Girls Slalom](#)
[Under 17 Girls Tricks](#)
[Under 17 Girls Jump](#)
[Under 17 Girls Overall](#)

[Under 17 Boys Slalom](#)
[Under 17 Boys Tricks](#)
[Under 17 Boys Jump](#)
[Under 17 Boys Overall](#)

[Overall Team classification](#)











2008 World Junior Championships

Peru, Lima - 7/11 Jan 2009 2009

2008 World Junior Championships

Overall Team classification Team results

- 1/7/2009 - 1/11/2009

Country	Name	Slalom	Tricks	Jump	Overall
1  United States of America	Kenerly John Lex*	2672.78	2435.82	2970.68	8079.28
	Worden Zack*	477.27	*835.39	639.47	
	Hensley Caroline*	*852.27	*783.87	*1000.00	
	Morgan Lauren*	*1000.00	*816.56	*1000.00	
			*820.51	458.60	*970.68
2  France	Descuns Sacha*	2628.20	2707.14	2461.85	7797.19
	Fernandez Theo*	*1000.00	548.71	*728.95	
	Costard Manon*	556.82	*924.97	589.47	
	Cambray Iris*	*807.69	*782.17	*983.71	
		*820.51	*1000.00	*749.19	
3  Australia	Bradstreet Timothy*	2117.13	1933.45	2437.09	6487.67
	Pollock Alexander*	56.82	*833.15	*789.47	
	Wallent Daniel*	*715.91	*548.71	*673.68	
	Carroll Jacinta*	*670.45	329.23	592.11	
		*730.77	*551.59	*973.94	
4  Mexico	Chapoy Rodrigo*	2125.00	2162.37	2031.29	6318.66
	Torres Andres*	*613.64	*746.92	465.79	
	Ambrosi Sandro*	*625.00	*720.04	*571.05	
	Chapoy Carolina*	*886.36	*695.41	*831.58	
		538.46	286.62	*628.66	
5  Italy	Spinelli Luca*	2102.27	1863.92	2078.38	6044.57
	Benatti Nicholas*	*602.27	*453.53	*821.05	
	Caruso Silvia*		*628.22		
	Pajni Maria Luisa*	*807.69	*782.17	*364.82	
		*692.31	196.18	*892.51	
6  Great Britain	Earl James*	2049.25	1694.53	2087.15	5830.93
	Wharton Christopher*	*715.91	*874.58	*636.84	
	Shorten Danielle*	477.27	*456.89	*681.58	
	Mayling Annie*	*666.67	*363.06	*768.73	
		*666.67	207.64	517.92	
7  New Zealand	Mcfadden Scott*	2224.36	1327.38	2229.59	5781.33
	Gilbert Stacey*	590.91	333.71	*760.53	
	Hannah Nicole*	*852.56	*341.40	*771.99	
	Hannah Renee*	*641.03	*480.25	452.77	
		*730.77	*505.73	*697.07	
8  Chile	Naser Sebastian*	1971.73	1458.04	1817.13	5246.90
	Gonzalez Diego*	*670.45	*351.62	*686.84	
	Ritter Pascal*	*750.00	*494.96		
	Naser Nicole*	*551.28	308.28	*521.17	
		461.54	*611.46	*609.12	
9  Colombia	Robledo Alejandro*	1715.91	1633.82	1834.21	5183.94
	Alberto Mejia*	*568.18	*612.54	*618.42	
	Robledo Santiago*	*568.18	*382.98	*726.32	
	Palacios Ana	*579.55	*638.30	*489.47	
		512.82	333.76	332.25	
10  Canada	Weninger Matt*	1908.51	1179.10	1846.54	4934.15
	Stevens Janice*	*613.64	*337.07	*563.16	
	Grant Taryn*	*512.82	*470.06		
	Collins Megan*	38.46	298.09	*690.55	
		*782.05	*371.97	*592.83	
11  Greece	Plytas Nikos*	1818.19	1558.78	1191.64	4568.61
	Christou Dimitris*	*613.64	*790.59		
	Lambrou Stavros*	*613.64	*349.38		
	Kaldis Alexandra*	*590.91	*418.81	*810.53	
		89.74	346.50	*381.11	
12  Belgium	Van Heuverswijn Cyprien*	1903.85	500.56	560.53	2964.94
	Boone Mathieu*	*602.27	*500.56	*560.53	
	Trinidad-Florentino Yaneris*	*647.73			
		*653.85			
13  Peru	Romero Manuel*	2257.28	444.59		2701.87
	Cuglievan Natalia*	*693.18			
	Cuglievan Delfina*		*444.59		
		*846.15			

		Cuglievan Ivanna*	*717.95			
14	 Czech Rep.		863.64	1000.00	836.84	2700.48
		Kolman Martin*	*863.64	*1000.00	*836.84	
		Povolna Petra				
15	 Sweden		727.27	307.95	1439.47	2474.69
		Efverstrom Daniel*			*773.68	
		Vikstrom Oskar*	*727.27	*307.95	*665.79	
16	 Slovakia		761.36	587.91	623.68	1972.95
		Mlynek Marek*	*761.36	*587.91	*623.68	
17	 Belarus		488.64	848.82	621.05	1958.51
		Basinski Mikhail*	*488.64	*848.82	*621.05	
18	 South Africa		1412.30			1412.30
		Visser Gj*	*784.09			
		Viljoen Gabriella*	*628.21			
19	 Argentina		613.64	267.64	350.00	1231.28
		Patricio Augustin*	*613.64	*267.64	*350.00	
20	 Norway				939.48	939.48
		Moss Even*			*310.53	
		Antonsen Christer*			*628.95	
21	 Switzerland		750.00			750.00
		Stadlbaur Benjamin*	*750.00			
22	 Brasil		625.00			625.00
		Monassi Artur*	*625.00			