




















Open Women Slalom Results

Homologation: Ranking List

	Name	Country	Categ.	Round 1	Semi Final	Final
1	Mc Clintock Whitney	CAN 	Ope F	2.00/55/10.75	5.00/55/10.75	4.00/55/10.75
2	Costard Manon	FRA 	Ope F	2.00/55/10.75	0.50/55/10.75	2.00/55/10.75
3	Dodd Breanne	CAN 	Ope F	2.50/55/11.25	3.50/55/11.25	1.50/55/11.25
4	Morgan Lauren	USA 	Ope F	4.00/55/12.00	1.00/55/11.25	2.50/55/12.00
5	Lucine Clementine	FRA 	Ope F	3.00/55/11.25	4.00/55/11.25	0.50/55/12.00
6	Grathwohl Abbi	USA 	Ope F	3.50/55/12.00	2.00/55/11.25	0.50/55/14.25
7	Oliver Siani	AUS 	Ope F	3.00/55/12.00	1.00/55/11.25	
8	De Osma Alejandra	PER 	Ope F	1.50/55/12.00	1.00/55/11.25	
9	Austin Bailey	USA 	Ope F	2.00/55/12.00	4.00/55/12.00	
10	Gonzalez Valentina	CHI 	Ope F	3.00/55/12.00	1.50/55/12.00	
11	Garcia Alexandra	USA 	Ope F	4.00/55/13.00	1.50/55/12.00	
12	Ah Reum Han	KOR 	Ope F	1.00/55/12.00	1.00/55/12.00	
13	Donaldson Rachel	NZL 	Ope F	2.50/55/13.00		
14	Ryan Tara	AUS 	Ope F	5.50/55/14.25		
15	Griffiths Stephanie	AUS 	Ope F	1.50/55/14.25		
16	Andrews Jaimi	AUS 	Ope F	0.00/55/14.25		
17	Dumala Samantha	USA 	Ope F	5.00/55/16.00		
18	Donaldson Lana	NZL 	Ope F	2.00/55/16.00		
19	Gay Anna	USA 	Ope F	1.50/55/16.00		









Chief Judge

Homologator

Scorer

Open Women Tricks Results

Homologation: World record

	Name	Country	Categ.	Round 1	Semi Final	Final
1	Gay Anna	USA 	Ope F	9700	9920	9920
2	Lang Erika	USA 	Ope F	9570	5590	9320
3	Ross Neilly	CAN 	Ope F	9290	6330	8970
4	Lauretano Alex	USA 	Ope F	6920	7620	8370
5	Lucine Clementine	FRA 	Ope F	8060	8770	8240
6	Carroll Jacinta	AUS 	Ope F	6340	7440	7440
7	Gonzalez Valentina	CHI 	Ope F	5970	5510	
8	Yoong-Hanifah Aaliyah	MAS 	Ope F	5960	4300	
9	Grathwohl Abbi	USA 	Ope F	5340		
10	Mc Clintock Whitney	CAN 	Ope F	5010		
11	Simmonds Tayla	AUS 	Ope F	4550		
12	Mulach Bianca	GER 	Ope F	1690		











Chief Judge

Homologator

Scorer

Open Women Jump Results

Homologation: World record





	Name	Country	Categ.	Round 1	Semi Final	Final
1	Carroll Jacinta	AUS 	Ope F	54.3m (178ft)	53.3m (175ft)	54.2m (178ft)
2	Lauretano Alex	USA 	Ope F		50.1m (164ft)	51.7m (170ft)
3	Morgan Lauren	USA 	Ope F	48.5m (159ft)	48.7m (160ft)	50.1m (164ft)
4	Lucine Clementine	FRA 	Ope F	43.1m (141ft)	45.6m (150ft)	48.1m (158ft)
5	Mc Clintock Whitney	CAN 	Ope F	45.7m (150ft)	45.4m (149ft)	47.6m (156ft)
6	Griffiths Stephanie	AUS 	Ope F	42.8m (140ft)	41.9m (137ft)	0.00m (0ft)
7	Costard Manon	FRA 	Ope F	37.9m (124ft)	40.6m (133ft)	
8	Gonzalez Valentina	CHI 	Ope F	38.1m (125ft)	39.5m (130ft)	
9	Grathwohl Abbi	USA 	Ope F	38.2m (125ft)	38.0m (125ft)	
10	Kalkbrenner Erin	USA 	Ope F	34.9m (115ft)	36.2m (119ft)	

Chief Judge

Homologator

Scorer

Open Women Overall Results

	Name	Country	Categ.	Slalom	Tricks	Jump	
1	Lucine Clementine	FRA 	Ope F	829.27	1000.00	1000.00	2829.27
2	Mc Clintock Whitney	CAN 	Ope F	1000.00	571.27	983.92	2555.19
3	Grathwohl Abbi	USA 	Ope F	780.49	608.89	681.67	2071.05
4	Gonzalez Valentina	CHI 	Ope F	658.54	680.73	723.47	2062.74































Chief Judge

Homologator

Scorer

Open Men Slalom Results

Homologation: Ranking List

	Name	Country	Categ.	Round 1	Semi Final	Final
1	Asher William	GBR 	Ope M	2.00/58/10.75	3.00/58/10.75	1.00/58/10.25 <small>(Tie break: 4.50/58/10.75)</small>
2	Smith Nate	USA 	Ope M	4.00/58/10.75	5.00/58/10.75	1.00/58/10.25 <small>(Tie break: 0.00/58/10.75)</small>
3	Degasperi Thomas	ITA 	Ope M	2.50/58/10.75	2.50/58/10.75	5.00/58/10.75
4	Winter Frederick	GBR 	Ope M	5.00/58/10.75	1.50/58/10.75	5.00/58/10.75
5	Vaughn Corey	USA 	Ope M	3.00/58/10.75	3.00/58/10.75	0.00/58/10.75
6	Howley Joel	AUS 	Ope M	5.50/58/11.25	2.00/58/10.75	0.00/58/10.75
7	Sedlmajer Adam	CZE 	Ope M	5.00/58/11.25	2.00/58/10.75	5.50/58/11.25
8	Burdick Cale	USA 	Ope M	4.00/58/11.25	1.50/58/10.75	0.00/58/11.25
9	Adams Nicholas	AUS 	Ope M	4.00/58/11.25	5.50/58/11.25	
10	Winter Terry	USA 	Ope M	3.25/58/11.25	3.00/58/11.25	
11	Mcclintock Jason	CAN 	Ope M	2.00/58/10.75	2.50/58/11.25	
12	Diehl Morgan	NZL 	Ope M	4.00/58/11.25	2.00/58/11.25	
13	Wing Joel	AUS 	Ope M	4.00/58/11.25	1.50/58/11.25	
14	Travers Jonathan	USA 	Ope M	3.00/58/10.75	4.00/58/12.00	
15	Diehl Hayden	NZL 	Ope M	3.50/58/11.25	2.50/58/12.00	
16	Wingerter Dave	USA 	Ope M	3.00/58/11.25		
17	Barber Mitchell	AUS 	Ope M	2.00/58/11.25		
17	Briant Joshua	AUS 	Ope M	2.00/58/11.25		
19	Nelson Cranfield Trent	AUS 	Ope M	1.50/58/11.25		
20	Wayne Henley	NZL 	Ope M	4.00/58/12.00		
21	Abel Austin	USA 	Ope M	3.50/58/12.00		
22	Harber Harrison	AUS 	Ope M	3.00/58/12.00		
23	Font Diego	MEX 	Ope M	2.00/58/12.00		
23	Outram Luke	GBR 	Ope M	2.00/58/12.00		
25	Ryan Thomas	AUS 	Ope M	1.50/58/12.00		
26	Brantley Tom	USA 	Ope M	0.00/58/12.00		
27	Burgess Jarrah	AUS 	Ope M	5.50/58/13.00		
28	Jeude Craig	AUS 	Ope M	3.50/58/13.00		
29	Donaldson Karl	NZL 	Ope M	1.50/58/13.00		
30	Banks Robert	AUS 	Ope M	5.00/58/14.25		














Chief Judge

Homologator

Scorer

Open Men Tricks Results

Homologation: World record

	Name	Country	Categ.	Round 1	Semi Final	Final
1	Zharnasek Aliaksei	BLR 	Ope M	11790	11390	11570
2	Gay Russell	USA 	Ope M	8630	9430	10890
3	Desboyaux Franck	FRA 	Ope M	9730	10510	10780
4	Briant Joshua	AUS 	Ope M	10750	10990	10740
5	Sedlmajer Adam	CZE 	Ope M	8740	9000	10700
6	Siemers Jimmy	USA 	Ope M	9590	9980	9570
7	Wing Joel	AUS 	Ope M	5020	9510	6930
8	Ballon Pierre	FRA 	Ope M	11010	9070	6460
9	Mcclintock Jason	CAN 	Ope M	10040	8950	
10	Font Patricio	MEX 	Ope M	9100	8760	
11	Outram Luke	GBR 	Ope M	5180	6140	
12	Font Pablo	MEX 	Ope M	5480	4770	
13	Zendler Tyece	AUS 	Ope M	3030		
























Chief Judge

Homologator

Scorer

Open Men Jump Results

Homologation: World record




	Name	Country	Categ.	Round 1	Semi Final	Final
1	Schipner Bojan	GER 	Ope M	66.5m (218ft)	66.3m (218ft)	70.2m (230ft)
2	Dodd Ryan	CAN 	Ope M	67.9m (223ft)	66.9m (219ft)	67.5m (221ft)
3	Sharman Damien	GBR 	Ope M	58.8m (193ft)	65.2m (214ft)	66.6m (219ft)
4	Morozov Igor	RUS 	Ope M	62.9m (206ft)	64.0m (210ft)	66.3m (218ft)
5	Miranda Rodrigo	CHI 	Ope M	57.9m (190ft)	60.7m (199ft)	65.3m (214ft)
6	Sedlmajer Adam	CZE 	Ope M	53.6m (176ft)	59.6m (196ft)	62.2m (204ft)
7	Worden Zack	USA 	Ope M	60.8m (199ft)	62.8m (206ft)	62.0m (203ft)
8	Ritter Emile	CHI 	Ope M	56.3m (185ft)	60.3m (198ft)	59.9m (197ft)
9	Garcia Taylor	USA 	Ope M	60.4m (198ft)	59.1m (194ft)	
10	Briant Joshua	AUS 	Ope M	54.3m (178ft)	57.7m (189ft)	
11	Jeong Jimin	KOR 	Ope M	54.4m (178ft)	52.5m (172ft)	
12	Siemers Jimmy	USA 	Ope M	59.7m (196ft)		
13	Outram Luke	GBR 	Ope M	53.4m (175ft)		
14	Wallent Joshua	AUS 	Ope M	52.9m (174ft)		
15	Zendler Tyce	AUS 	Ope M	51.8m (170ft)		
16	Kalkbrenner Cole	USA 	Ope M	50.1m (164ft)		
17	Nelson Cranfield Trent	AUS 	Ope M	48.8m (160ft)		
18	Harber Harrison	AUS 	Ope M	47.8m (157ft)		
19	Donaldson Karl	NZL 	Ope M	45.7m (150ft)		
20	Mcdonald Jake	AUS 	Ope M	45.4m (149ft)		
21	Carmichael Ryan	AUS 	Ope M	44.2m (145ft)		
22	Browne Matthew	AUS 	Ope M	42.7m (140ft)		
23	Dunkley Travis	AUS 	Ope M	41.1m (135ft)		

Chief Judge

Homologator

Scorer

Open Men Overall Results

	Name	Country	Categ.	Slalom	Tricks	Jump	
1	Sedlmajer Adam	CZE 	Ope M	1000.00	973.61	1000.00	2973.61
2	Briant Joshua	AUS 	Ope M	842.11	1000.00	879.03	2721.14
3	Outram Luke	GBR 	Ope M	684.21	558.69	763.44	2006.34

Chief Judge

Homologator

Scorer