































Over 35 Ladies Slalom Results

Homologation: Ranking List

Bib	Name	Country	Categ.	Preliminary Round	Final	Overall
1	HIRST, Josefin	SWE 	35+ F	0.00/55/11.25	3.00/55/11.25	1238.10
2	BURT, Patricia	*USA 	35+ F	2.50/55/12.00	4.00/55/12.00	1079.37
3	NAGLE, Brandy	USA 	35+ F	1.50/55/12.00	5.00/55/13.00	1000.00
4	JAQUESS, Renee	*USA 	35+ F	3.00/55/13.00	3.00/55/13.00	857.14
4	JARAMILLO V., Manuela	COL 	35+ F	2.00/55/13.00	3.00/55/13.00	857.14
6	KAMIYA, Harue	JPN 	35+ F	4.00/55/18.25		317.46
6	PETIT, Kyle	*USA 	35+ F	4.00/55/18.25		317.46
8	TEJEDA, Maria Laura	ARG 	35+ F	1.50/52		47.62









Over 35 Men Slalom Results






Homologation: Ranking List

Bib	Name	Country	Categ.	Preliminary Round	Final	Overall
1	FINLAYSON, Trent	CAN 	35+ M	1.50/55/10.25	2.00/55/10.25	1189.19
2	WINGERTER, Dave	*USA 	35+ M	0.50/55/10.25	1.00/55/10.25	1162.16
3	STISHER, Seth	*USA 	35+ M	2.25/55/10.75	4.00/55/10.75	1081.08
4	* HIRST, Michael	*USA 	35+ M	1.00/55/10.75	3.00/55/10.75	1054.05
5	* RACHWAL, Barton	*USA 	35+ M	2.50/55/10.75	0.50/55/10.75	1040.54
6	FOSS, Anders	NOR 	35+ M	2.50/55/11.25	5.50/55/11.25	959.46
7	MIRANDA, Rodrigo	CHI 	35+ M	5.00/55/11.25	5.00/55/11.25	945.95
7	SURDEJ, Jeff	*USA 	35+ M	1.00/55/10.75	5.00/55/11.25	1000.00
9	MANTEGAZZA, Luca	BRA 	35+ M	2.00/55/11.25	4.00/55/11.25	918.92
10	FAU, Baptiste	FRA 	35+ M	1.00/55/11.25	3.50/55/12.00	837.84
11	MAROIS, Sebastien	FRA 	35+ M	1.00/55/11.25		837.84
12	FIZER, Graham	USA 	35+ M	0.50/55/11.25		824.32
13	SIEMERS, Jimmy	USA 	35+ M	0.00/55/11.25		810.81
14	LOPEZ, Martin	ARG 	35+ M	5.00/55/12.00		783.78
15	ANSEL, Brian	*USA 	35+ M	3.50/55/12.00		743.24
15	DELGADO M., Diego	COL 	35+ M	3.50/55/12.00		743.24
17	AMAYA E., Juan Diego	COL 	35+ M	3.00/55/12.00		729.73
18	HON, Anderson	BRA 	35+ M	2.00/55/12.00		702.70
19	RAAB, Matias	CHI 	35+ M	5.50/55/13.00		635.14
20	GOTTARDI, Sebastian	ARG 	35+ M	3.50/55/13.00		581.08
21	* SARQUIS, Rodrigo	*CHI 	35+ M	1.50/55/14.25		364.86
22	DELEAGE, Nicolas	FRA 	35+ M	3.50/55/18.25		94.59

Over 45 Ladies Slalom Results



























Homologation: Ranking List

Bib	Name	Country	Categ.	Preliminary Round	Final	Overall
1	KRUEGER, Lori	USA 	45+ F	4.50/55/12.00	3.00/55/12.00	1000.00
2	NICHOLS, Brenda	*USA 	45+ F	3.00/55/12.00	2.00/55/12.00	962.96
3	ELGESEM VANG, Lise	NOR 	45+ F	4.00/55/13.00	5.00/55/13.00	864.20
4	CASE, Wanda	*USA 	45+ F	1.50/55/12.00	4.50/55/13.00	925.93
5	BLANCHOLIVE, Natalia	ESP 	45+ F	4.00/55/13.00	3.00/55/13.00	839.51
6	BERGMARK, Connie	*USA 	45+ F	4.00/55/14.25	4.00/55/14.25	691.36
7	FONT, Aline	MEX 	45+ F	2.00/55/13.00		790.12
8	LANGROCK, Claudia	GER 	45+ F	3.50/55/14.25		679.01

Bib	Name	Country	Categ.	Preliminary Round	Final	Overall
8	LINDSEY, Tristina	*USA 	45+ F	3.50/55/14.25		679.01
10	BUCK, Cherie	AUS 	45+ F	2.00/55/14.25		641.98
10	DURIGON, Wendy	CAN 	45+ F	2.00/55/14.25		641.98
12	BOBILLIER, Jacqueline	CHI 	45+ F	1.00/55/16.00		469.14
13	TSUDA, Kaoru	JPN 	45+ F	2.00/52		197.53















Over 45 Men Slalom Results



Homologation: Ranking List

Bib	Name	Country	Categ.	Preliminary Round	Final	Overall
1	TATE, Kyle	*USA 	45+ M	3.00/55/10.75	1.00/55/10.25	1088.89
2	JOHNSON, Todd	CAN 	45+ M	0.50/55/10.75	0.50/55/10.25	1077.78
3	* KUYKENDALL, Todd	*USA 	45+ M	5.00/55/11.25	1.00/55/10.75	955.56
4	GABRIEL, Raoul	FRA 	45+ M	5.00/55/11.25	5.00/55/11.25	911.11
5	SOARES, Alberto	BRA 	45+ M	1.50/55/11.25	4.50/55/11.25	900.00
6	FISHER, Jodi	GBR 	45+ M	1.50/55/10.75	4.00/55/11.25	966.67
6	SHAW, Marc	USA 	45+ M	3.00/55/10.75	4.00/55/11.25	1000.00
8	COLLOMBIN, Mike	CAN 	45+ M	2.00/55/11.25	2.50/55/11.25	855.56
9	MARIANI, Gabriele	ITA 	45+ M	5.00/55/11.25	4.50/55/12.00	911.11
10	WINK, Robert	CAN 	45+ M	3.00/55/11.25	2.50/55/12.00	866.67
11	ANGEL, Francisco	MEX 	45+ M	0.50/55/11.25		811.11
12	LAURSEN, Henrik	DEN 	45+ M	3.00/55/12.00		733.33
13	SOLARI, Agustin	CHI 	45+ M	1.00/55/12.00		688.89
14	ACKLAND, Jason	AUS 	45+ M	0.50/55/12.00		677.78
14	BOTELHO, Rodrigo	BRA 	45+ M	0.50/55/12.00		677.78
16	SINGLETON, Chris	GBR 	45+ M	5.00/55/13.00		644.44
17	DOKOUPIL, Tom	NED 	45+ M	4.50/55/13.00		633.33
17	LINDSEY, Jeff	*USA 	45+ M	4.50/55/13.00		633.33
19	MUÑOZ, Miguel	ARG 	45+ M	2.50/55/13.00		588.89
20	* NEUWEILER, Pablo	*CHI 	45+ M	1.50/55/13.00		566.67
21	LEHUEDE, Luis Felipe	CHI 	45+ M	2.50/55/14.25		455.56
22	* CASTRO, Pablo Sr	*CHI 	45+ M	0.50/55/14.25		411.11
23	ITO, Ken	AUS 	45+ M	4.50/55/18.25		233.33
24	* BROWNE URREJOLA, Pedro	*CHI 	45+ M	2.50/55/18.25		188.89
25	IKEDA, Masahiro	JPN 	45+ M	0.00/55/18.25		133.33
26	WHETSEL, Kirby	*USA 	45+ M	1.50/52		33.33

Over 55 Ladies Slalom Results





































Homologation: Ranking List

Bib	Name	Country	Categ.	Preliminary Round	Final	Overall
1	SHEDD, Philippa	GBR 	55+ F	1.00/52/11.25	1.00/52/11.25	1000.00
2	KELLEY, Joy	USA 	55+ F	3.50/52/12.00	0.50/52/11.25	989.80
3	POULSEN, Alison	*USA 	55+ F	0.00/52/12.00	5.00/52/12.00	959.18
4	VARMING, Susanne	NOR 	55+ F	1.00/52/12.00	2.00/52/12.00	897.96
5	WINTER, Hilary	GBR 	55+ F	1.50/52/12.00	1.50/52/12.00	887.76
6	FAUSOLD, Janie	*USA 	55+ F	4.50/52/13.00	5.00/52/13.00	836.73
7	BROOKS, Carol	*USA 	55+ F	1.50/52/12.00	2.50/52/13.00	887.76
8	CRISP, Sue	AUS 	55+ F	3.00/52/13.00	2.50/52/14.25	795.92
9	KOENIG, Mary	USA 	55+ F	2.00/52/13.00		775.51
10	BERTELSON, Kandise	*USA 	55+ F	4.50/52/14.25		704.08
11	PHILLIPS, Kathy	CAN 	55+ F	2.00/52/14.25		653.06
12	DESGROUX, Maria Graciela	CHI 	55+ F	3.00/52		428.57
13	FINSTAD, Hanne Lotte	NOR 	55+ F	5.00/43		102.04
13	SCHMITT, Cheryl	*USA 	55+ F	5.00/43		102.04

Bib	Name	Country	Categ.	Preliminary Round	Final	Overall
15	PARKER-OLSON, Diana	*USA 	55+ F	1.00/43		20.41
16	ASBERG, Gunilla	SWE 	55+ F	0.00/43		








Over 55 Men Slalom Results



Homologation: Ranking List

Bib	Name	Country	Categ.	Preliminary Round	Final	Overall
1	MILLER, David	*CAN 	55+ M	4.25/55/10.75	2.00/55/10.25	1087.72
2	DODD, Bruce	CAN 	55+ M	2.50/55/10.75	3.50/55/10.75	1008.77
3	MORGAN, Mike	USA 	55+ M	1.50/55/10.75	3.00/55/10.75	1000.00
4	RALEY, Chet	*USA 	55+ M	1.00/55/10.25	3.50/55/11.25	1070.18
4	ROBINSON, Michael	*USA 	55+ M	1.50/55/10.75	3.50/55/11.25	973.68
6	* PHILLIPS, Dave	*CAN 	55+ M	4.00/55/11.25	3.00/55/11.25	912.28
6	TATE, Greg	*USA 	55+ M	2.00/55/10.75	3.00/55/11.25	982.46
8	STEVENS, Mark	CAN 	55+ M	2.00/55/11.25	2.50/55/11.25	885.96
9	HAZELWOOD, Timothy	GBR 	55+ M	2.00/55/11.25	1.50/55/11.25	877.19
10	BADAL, Greg	*USA 	55+ M	1.00/55/10.25	2.50/55/12.00	1070.18
11	BAR, Christian	CHI 	55+ M	1.50/55/11.25		868.42
12	SVENSSON, Peter	SWE 	55+ M	5.00/55/12.00		824.56
13	* GOODE, Dave	*USA 	55+ M	4.00/55/12.00		807.02
13	GUYAMIER, Patrick	FRA 	55+ M	4.00/55/12.00		807.02
13	ROSENBERG, Ruben	CHI 	55+ M	4.00/55/12.00		807.02
16	* ANDERSON, Daniel	*CAN 	55+ M	3.00/55/12.00		789.47
17	PEREZ PRIEGO, Jose Antonio	MEX 	55+ M	2.00/55/12.00		771.93
18	GRAU, Mitch	*USA 	55+ M	1.50/55/12.00		763.16
19	CONNELL, John	NZL 	55+ M	1.00/55/12.00		754.39
20	* DELAIR, William	*FRA 	55+ M	0.50/55/12.00		745.61
21	RITTER, Robert	CHI 	55+ M	6.00/55/13.00		736.84
22	CLOUTIER, Jean	CAN 	55+ M	4.50/55/13.00		710.53
23	* SCHUENEMANN, Jan	*CHI 	55+ M	4.00/55/13.00		701.75
24	* BALBI, Martin	*CHI 	55+ M	3.50/55/13.00		692.98
25	JOHNSON, Dee	*USA 	55+ M	3.25/55/13.00		688.60
26	* KITZING, Alejandro	*CHI 	55+ M	1.50/55/13.00		657.89
26	REYBIER, Philippe	FRA 	55+ M	1.50/55/13.00		657.89
28	* CORTEY, Guy	*FRA 	55+ M	5.00/55/14.25		614.04
28	MENZEL, Hans-Joachim	GER 	55+ M	5.00/55/14.25		614.04
30	LOUDER, Mark	AUS 	55+ M	4.00/55/14.25		596.49
31	VALENTELIS, Vytautas	LTU 	55+ M	3.50/55/14.25		587.72
32	BEARD, Mark	GBR 	55+ M	5.00/55/16.00		508.77
33	MIWA, Hisashi	JPN 	55+ M	4.00/55/16.00		491.23
34	MALONEY, Paul	AUS 	55+ M	3.00/55/16.00		473.68
35	LUZORO, Joe	*USA 	55+ M	3.00/55/18.25		368.42
36	* GEORGEON, Stephane	*FRA 	55+ M	4.50/46		78.95

Over 65 Ladies Slalom Results




















Homologation: Ranking List

Bib	Name	Country	Categ.	Preliminary Round	Final	Overall
1	BENZEL, Cyndi	USA 	65+ F	3.00/49/12.00	3.50/49/12.00	1378.79
2	CUMMINGS, Sandra	*USA 	65+ F	3.00/49/13.00	1.00/49/12.00	1303.03
3	HUELLER, Gabriele	GER 	65+ F	3.00/49/14.25	2.50/49/14.25	1000.00
4	COBLE, Shirley	*USA 	65+ F	3.00/49/16.00	4.00/49/16.00	848.48
5	CONGLETON, Nancy	*USA 	65+ F	3.00/49/16.00	4.50/49	818.18
6	STANFORD, Judy	*USA 	65+ F	4.00/49		666.67
7	CAVENAUGH, Brenda	*USA 	65+ F	3.50/49		651.52

Bib	Name	Country	Categ.	Preliminary Round	Final	Overall
7	SWITZER, Donna	*USA 	65+ F	3.50/49		651.52
9	BAKER BROWN, Sharon	*USA 	65+ F	4.50/40		136.36








Over 65 Men Slalom Results

Homologation: Ranking List

Bib	Name	Country	Categ.	Preliminary Round	Final	Overall
1	WAMHOFF, Daniel	*USA 	65+ M	4.00/52/11.25	2.00/52/10.75	1244.44
2	HARDEMAN, Bob	*USA 	65+ M	5.00/52/12.00	2.00/52/11.25	1111.11
3	BRAY, Mike	*USA 	65+ M	1.50/52/12.00	2.00/52/11.25	1111.11
4	BOZICEVIC, Mark	*USA 	65+ M	3.50/52/12.00	1.50/52/11.25	1100.00
4	BUSH, Will	*USA 	65+ M	2.00/52/11.25	1.50/52/11.25	1111.11
4	COHEN, Jonathan	GBR 	65+ M	3.00/52/12.00	1.50/52/11.25	1100.00
7	RAPHAEL, Steve	*USA 	65+ M	4.00/52/11.25	3.00/52/12.00	1155.56
8	LONGO, Dennis	*USA 	65+ M	3.00/52/12.00	2.00/52/12.00	1000.00
9	PLOUFFE, Pierre	CAN 	65+ M	1.00/52/12.00	1.50/52/13.00	955.56
10	CALLANDER, Fredrick	*USA 	65+ M	1.50/52/11.25	3.50/43	1100.00
11	HUELLER, Heiko	GER 	65+ M	4.00/52/13.00		888.89
12	PHILIPS, John	GBR 	65+ M	3.00/52/13.00		866.67
13	WENDEL, Rodolfo	ARG 	65+ M	2.50/52/13.00		855.56
14	DOUGLAS, Frederick	AUS 	65+ M	2.00/52/13.00		844.44
15	LILLEBERG, Audun	NOR 	65+ M	5.00/52/14.25		777.78
16	CHAPPELL, Dean	USA 	65+ M	4.00/52/14.25		755.56
16	JOHNSEN, Lasse	NOR 	65+ M	4.00/52/14.25		755.56
18	SENGE, Wolfgang	GER 	65+ M	1.00/52/16.00		555.56
19	FOX, Jean Pierre	FRA 	65+ M	4.00/43		88.89











Over 35 Ladies Tricks Results

Homologation: Ranking List

Bib	Name	Country	Categ.	Preliminary Round	Final	Overall
1	NAGLE, Brandy	USA 	35+ F	4140	3650	1000.00
2	KAMIYA, Harue	JPN 	35+ F	2330	2540	613.53
3	JARAMILLO V., Manuela	COL 	35+ F	2590	2360	625.60
4	JAQUESS, Renee	*USA 	35+ F	2030	2060	497.58
5	SMITH, Jill	*USA 	35+ F	2410	1340	582.13
6	LEHUEDE, Michelle	CHI 	35+ F	1020		246.38
7	PETIT, Kyle	*USA 	35+ F	950		229.47











Over 35 Men Tricks Results

Homologation: Ranking List

Bib	Name	Country	Categ.	Preliminary Round	Final	Overall
1	SIEMERS, Jimmy	USA 	35+ M	9500	10230	1000.00
2	MIRANDA, Rodrigo	CHI 	35+ M	4520	7320	715.54
3	FAU, Baptiste	FRA 	35+ M	4850	3960	474.10
4	SURDEJ, Jeff	*USA 	35+ M	3190	3060	311.83
5	AMAYA E., Juan Diego	COL 	35+ M	3590	1860	350.93
6	MAROIS, Sebastien	FRA 	35+ M	2670		261.00
7	LOPEZ, Martin	ARG 	35+ M	2640		258.06
8	FIZER, Graham	USA 	35+ M	2630		257.09
9	DELGADO M., Diego	COL 	35+ M	1700		166.18
10	ANSEL, Brian	*USA 	35+ M	450		43.99













Over 45 Ladies Tricks Results

Homologation: Ranking List

Bib	Name	Country	Categ.	Preliminary Round	Final	Overall
1	LANGROCK, Claudia	GER 	45+ F	3000	3440	1000.00
2	KRUEGER, Lori	USA 	45+ F	3340	3330	970.93
3	NICHOLS, Brenda	*USA 	45+ F	2860	2690	831.40
4	BERGMARK, Connie	*USA 	45+ F	2040	2160	627.91
4	SCHMITT, Rhonda	*USA 	45+ F	2230	2160	648.26
6	LINDSEY, Tristina	*USA 	45+ F	2330	1960	677.33
7	BUCK, Cherie	AUS 	45+ F	2020		587.21
8	ELGESEMVANG, Lise	NOR 	45+ F	1780		517.44
9	TSUDA, Kaoru	JPN 	45+ F	1430		415.70
10	* MORGAN, Kerry	*USA 	45+ F	770		223.84










Over 45 Men Tricks Results

Homologation: Ranking List

Bib	Name	Country	Categ.	Preliminary Round	Final	Overall
1	BEDSOLE, Marc	*USA 	45+ M	4950	5150	934.66
2	GABRIEL, Raoul	FRA 	45+ M	3860	4190	760.44
3	ANGEL, Francisco	MEX 	45+ M	4440	3980	805.81
4	MUÑOZ, Miguel	ARG 	45+ M	2950	3050	553.54
5	SHAW, Marc	USA 	45+ M	5510	2430	1000.00
6	LINDSEY, Jeff	*USA 	45+ M	2660	1920	482.76
7	DOKOUPIL, Tom	NED 	45+ M	2450		444.65
8	FISHER, Jodi	GBR 	45+ M	2320		421.05
9	BUDZYNSKI, Mark	*USA 	45+ M	2280		413.79
10	SINGLETON, Chris	GBR 	45+ M	1990		361.16
11	ITO, Ken	AUS 	45+ M	1920		348.46
12	WHETSEL, Kirby	*USA 	45+ M	1370		248.64


Over 55 Ladies Tricks Results




















Homologation: Ranking List

Bib	Name	Country	Categ.	Preliminary Round	Final	Overall
1	KELLEY, Joy	USA 	55+ F	3300	3390	1000.00
2	SHEDD, Philippa	GBR 	55+ F	2570	3330	982.30
3	VANTREESE, Libby	*USA 	55+ F	2890	2760	852.51
4	FAUSOLD, Janie	*USA 	55+ F	2120	2220	654.87
5	CRISP, Sue	AUS 	55+ F	1380	1340	407.08
6	KOENIG, Mary	USA 	55+ F	1060		312.68
7	PARKER-OLSON, Diana	*USA 	55+ F	830		244.84
8	FINSTAD, HanneLotte	NOR 	55+ F	780		230.09
9	SCHMITT, Cheryl	*USA 	55+ F	290		85.55

Over 55 Men Tricks Results







Homologation: Ranking List

Bib	Name	Country	Categ.	Preliminary Round	Final	Overall
1	MORGAN, Mike	USA 	55+ M	4410	4000	1000.00

Bib	Name	Country	Categ.	Preliminary Round	Final	Overall
2	DODD, Bruce	CAN 	55+ M	2750	3850	873.02
3	HALL, Gordon	*USA 	55+ M	3390	3130	768.71
4	HAZELWOOD, Timothy	GBR 	55+ M	2280	2720	616.78
5	STEVENS, Mark	CAN 	55+ M	2420	2660	603.17
6	GRAU, Mitch	*USA 	55+ M	2270	2430	551.02
7	RITTER, Robert	CHI 	55+ M	2650	2420	600.91
8	VAN TREESE, Jeffery	*USA 	55+ M	2280	1670	517.01
9	LEE, Eric	*USA 	55+ M	3310	1530	750.57
10	CONNELL, John	NZL 	55+ M	2950	150	668.93
11	JOHNSON, Dee	*USA 	55+ M	2130		482.99
12	MENZEL, Hans-Joachim	GER 	55+ M	2060		467.12
13	MIWA, Hisashi	JPN 	55+ M	1940		439.91
14	STACY, Jim	*CAN 	55+ M	1920		435.37
15	LOUDER, Mark	AUS 	55+ M	1870		424.04
16	BEARD, Mark	GBR 	55+ M	1840		417.23
17	DE JONGH, Dennis	RSA 	55+ M	1720		390.02
18	CLOUTIER, Jean	CAN 	55+ M	1460		331.07
19	MALONEY, Paul	AUS 	55+ M	1310		297.05
20	LUZORO, Joe	*USA 	55+ M	690		156.46












Over 65 Ladies Tricks Results

Homologation: Ranking List

Bib	Name	Country	Categ.	Preliminary Round	Final	Overall
1	HUELLER, Gabriele	GER 	65+ F	2120	2280	1000.00
2	BENZEL, Cyndi	USA 	65+ F	1240	1850	811.40
3	CAVENAUGH, Brenda	*USA 	65+ F	1300	1450	635.96
4	CUMMINGS, Sandra	*USA 	65+ F	1230	1280	561.40
5	SWITZER, Donna	*USA 	65+ F	1030	1020	451.75
6	CONGLETON, Nancy	*USA 	65+ F	290		127.19



Over 65 Men Tricks Results



Homologation: Ranking List

Bib	Name	Country	Categ.	Preliminary Round	Final	Overall
1	PLOUFFE, Pierre	CAN 	65+ M	2020	2110	1000.00
2	MOREA, Daniel	*USA 	65+ M	2390	1860	1132.70
3	ARPHANSEN, Lars	DEN 	65+ M	1580	1430	748.82
4	SENGE, Wolfgang	GER 	65+ M	1700	1320	805.69
5	HUELLER, Heiko	GER 	65+ M	1440	1150	682.46
6	LONGO, Dennis	*USA 	65+ M	1480	700	701.42
7	SWITZER, Stan	*USA 	65+ M	1410		668.25
8	PHILIPS, John	GBR 	65+ M	1040		492.89
9	JOHNSEN, Lasse	NOR 	65+ M	1010		478.67
10	CHAPPELL, Dean	USA 	65+ M	760		360.19
11	LILLEBERG, Audun	NOR 	65+ M	400		189.57

Over 35 Ladies Jump Results








Homologation: Ranking List

Bib	Name	Country	Categ.	Preliminary Round	Final	Overall
1	KAMIYA, Harue	JPN 	35+ F	32.2m (106ft)	33.4m (110ft)	1000.00
2	NAGLE, Brandy	USA 	35+ F	30.4m (100ft)	32.2m (106ft)	954.55

Bib	Name	Country	Categ.	Preliminary Round	Final	Overall
3	JAQUESS, Renee	*USA 	35+ F	20.7m (68ft)	22.1m (73ft)	571.97
4	PETIT, Kyle	*USA 	35+ F	13.5m (44ft)	14.0m (46ft)	265.15









Over 35 Men Jump Results

Homologation: Ranking List

Bib	Name	Country	Categ.	Preliminary Round	Final	Overall
1	MIRANDA, Rodrigo	CHI 	35+ M	63.4m (208ft)	63.8m (209ft)	995.45
2	SIEMERS, Jimmy	USA 	35+ M	64.0m (210ft)	63.4m (208ft)	1000.00
3	MOMMER, Casey	*USA 	35+ M	58.9m (193ft)	59.2m (194ft)	890.91
4	FAU, Baptiste	FRA 	35+ M	51.3m (168ft)	50.7m (166ft)	711.36
5	FIZER, Graham	USA 	35+ M	50.9m (167ft)		702.27
6	SURDEJ, Jeff	*USA 	35+ M	50.2m (165ft)		686.36
7	ANSEL, Brian	*USA 	35+ M	45.3m (149ft)		575.00











Over 45 Ladies Jump Results

Homologation: Ranking List

Bib	Name	Country	Categ.	Preliminary Round	Final	Overall
1	KRUEGER, Lori	USA 	45+ F	38.5m (126ft)	38.9m (128ft)	1000.00
2	NICHOLS, Brenda	*USA 	45+ F	37.1m (122ft)	38.2m (125ft)	982.01
3	ELGESEM VANG, Lise	NOR 	45+ F	31.1m (102ft)	31.1m (102ft)	799.49
4	BERGMARK, Connie	*USA 	45+ F	27.6m (91ft)	27.6m (91ft)	709.51
5	LINDSEY, Tristina	*USA 	45+ F	25.7m (84ft)	25.3m (83ft)	660.67
6	BUCK, Cherie	AUS 	45+ F	25.4m (83ft)		652.96
7	LANGROCK, Claudia	GER 	45+ F	23.0m (75ft)		591.26
8	IKEDA, Motomi	JPN 	45+ F	16.2m (53ft)		416.45





Over 45 Men Jump Results




Homologation: Ranking List

Bib	Name	Country	Categ.	Preliminary Round	Final	Overall
1	ELLIS, Scot	*USA 	45+ M	54.4m (178ft)	55.1m (181ft)	1172.51
2	SHAW, Marc	USA 	45+ M	49.2m (161ft)	49.0m (161ft)	1000.00
3	SINGLETON, Chris	GBR 	45+ M	47.5m (156ft)	47.1m (155ft)	950.29
4	GABRIEL, Raoul	FRA 	45+ M	42.1m (138ft)	45.5m (149ft)	891.81
5	CARDER, John	*USA 	45+ M	43.8m (144ft)	41.5m (136ft)	842.11
6	LINDSEY, Jeff	*USA 	45+ M	41.0m (135ft)		760.23
7	WHETSEL, Kirby	*USA 	45+ M	40.5m (133ft)		745.61
8	ANGEL, Francisco	MEX 	45+ M	39.7m (130ft)		722.22
9	FISHER, Jodi	GBR 	45+ M	36.8m (121ft)		637.43
10	ITO, Ken	AUS 	45+ M	31.2m (102ft)		473.68

Over 55 Ladies Jump Results














Homologation: Ranking List

Bib	Name	Country	Categ.	Preliminary Round	Final	Overall
1	KELLEY, Joy	USA 	55+ F	35.3m (116ft)	35.1m (115ft)	1000.00
2	SHEDD, Philippa	GBR 	55+ F	29.3m (96ft)	31.2m (102ft)	898.26
3	KOENIG, Mary	USA 	55+ F	27.4m (90ft)	29.8m (98ft)	863.52
4	PARKER-OLSON, Diana	*USA 	55+ F	21.8m (72ft)	23.6m (77ft)	709.68

Bib	Name	Country	Categ.	Preliminary Round	Final	Overall
5	FAUSOLD, Janie	*USA 	55+ F	22.4m (73ft)	22.4m (73ft)	679.90
6	ASBERG, Gunilla	SWE 	55+ F	19.0m (62ft)		595.53
7	SCHMITT, Cheryl	*USA 	55+ F	12.7m (42ft)		439.21




Over 55 Men Jump Results

Homologation: Ranking List

Bib	Name	Country	Categ.	Preliminary Round	Final	Overall
1	HAZELWOOD, Timothy	GBR 	55+ M	46.6m (153ft)	46.8m (154ft)	1000.00
2	GRAU, Mitch	*USA 	55+ M	42.9m (141ft)	43.6m (143ft)	913.04
3	STEVENS, Mark	CAN 	55+ M	41.1m (135ft)	39.9m (131ft)	845.11
4	CLOUTIER, Jean	CAN 	55+ M	36.3m (119ft) <small>(Tie break: 37.9m (124ft))</small>	38.4m (126ft)	771.74
5	JOHNSON, Dee	*USA 	55+ M	37.9m (124ft)	36.7m (120ft)	758.15
6	BEARD, Mark	GBR 	55+ M	40.6m (133ft)	0.00m (0ft)	831.52
7	MORGAN, Mike	USA 	55+ M	39.8m (131ft)		809.78
8	LOUDER, Mark	AUS 	55+ M	36.3m (119ft) <small>(Tie break: 36.5m (120ft))</small>		714.67
9	CONNELL, John	NZL 	55+ M	32.6m (107ft)		614.13
10	MIWA, Hisashi	JPN 	55+ M	30.4m (100ft)		554.35
11	MENZEL, Hans-Joachim	GER 	55+ M	26.6m (87ft)		451.09
12	LUZORO, Joe	*USA 	55+ M	23.2m (76ft)		358.70
13	MALONEY, Paul	AUS 	55+ M	0.00m (0ft)		









Over 65 Ladies Jump Results

Homologation: Ranking List




Bib	Name	Country	Categ.	Preliminary Round	Final	Overall
1	HUELLE, Gabriele	GER 	65+ F	16.4m (54ft)	18.7m (61ft)	1000.00
2	CONGLETON, Nancy	*USA 	65+ F	15.9m (52ft)	16.5m (54ft)	923.34
3	CAVENAUGH, Brenda	*USA 	65+ F	11.5m (38ft)	13.2m (43ft)	808.36


Over 65 Men Jump Results

Homologation: Ranking List







Bib	Name	Country	Categ.	Preliminary Round	Final	Overall
1	CHAPPELL, Dean	USA 	65+ M	35.9m (118ft)	34.4m (113ft)	1000.00
2	SENGE, Wolfgang	GER 	65+ M	31.8m (104ft)	33.0m (108ft)	919.22
3	HUELLE, Heiko	GER 	65+ M	31.2m (102ft)	31.7m (104ft)	883.01
4	PLOUFFE, Pierre	CAN 	65+ M	29.5m (97ft)	30.9m (101ft)	860.72
5	LILLEBERG, Audun	NOR 	65+ M	29.3m (96ft)	30.2m (99ft)	841.23
6	JOHNSEN, Lasse	NOR 	65+ M	29.0m (95ft)		807.80
7	PHILIPS, John	GBR 	65+ M	27.6m (91ft)		768.80
8	LONGO, Dennis	*USA 	65+ M	20.6m (68ft)		573.82

Over 35 Ladies Overall Results








Bib	Name	Country	Categ.	Slalom	Tricks	Jump	Overall
1	NAGLE, Brandy	USA 	35+ F	1000.00	1000.00	954.55	2954.55
2	KAMIYA, Harue	JPN 	35+ F	317.46	613.53	1000.00	1930.99
3	JAQUESS, Renee	*USA 	35+ F	857.14	497.58	571.97	1926.69

Bib	Name	Country	Categ.	Slalom	Tricks	Jump	Overall
4	PETIT, Kyle	*USA 	35+ F	317.46	229.47	265.15	812.08









Over 35 Men Overall Results

Bib	Name	Country	Categ.	Slalom	Tricks	Jump	Overall
1	SIEMERS, Jimmy	USA 	35+ M	810.81	1000.00	1000.00	2810.81
2	MIRANDA, Rodrigo	CHI 	35+ M	945.95	715.54	995.45	2656.94
3	FAU, Baptiste	FRA 	35+ M	837.84	474.10	711.36	2023.30
4	SURDEJ, Jeff	*USA 	35+ M	1000.00	311.83	686.36	1998.19
5	FIZER, Graham	USA 	35+ M	824.32	257.09	702.27	1783.68
6	ANSEL, Brian	*USA 	35+ M	743.24	43.99	575.00	1362.23







Over 45 Ladies Overall Results

Bib	Name	Country	Categ.	Slalom	Tricks	Jump	Overall
1	KRUEGER, Lori	USA 	45+ F	1000.00	970.93	1000.00	2970.93
2	NICHOLS, Brenda	*USA 	45+ F	962.96	831.40	982.01	2776.37
3	LANGROCK, Claudia	GER 	45+ F	679.01	1000.00	591.26	2270.27
4	ELGESEM VANG, Lise	NOR 	45+ F	864.20	517.44	799.49	2181.13
5	BERGMARK, Connie	*USA 	45+ F	691.36	627.91	709.51	2028.78
6	LINDSEY, Tristina	*USA 	45+ F	679.01	677.33	660.67	2017.01
7	BUCK, Cherie	AUS 	45+ F	641.98	587.21	652.96	1882.15













Over 45 Men Overall Results

Bib	Name	Country	Categ.	Slalom	Tricks	Jump	Overall
1	SHAW, Marc	USA 	45+ M	1000.00	1000.00	1000.00	3000.00
2	GABRIEL, Raoul	FRA 	45+ M	911.11	760.44	891.81	2563.36
3	ANGEL, Francisco	MEX 	45+ M	811.11	805.81	722.22	2339.14
4	FISHER, Jodi	GBR 	45+ M	966.67	421.05	637.43	2025.15
5	SINGLETON, Chris	GBR 	45+ M	644.44	361.16	950.29	1955.89
6	LINDSEY, Jeff	*USA 	45+ M	633.33	482.76	760.23	1876.32
7	ITO, Ken	AUS 	45+ M	233.33	348.46	473.68	1055.47
8	WHETSEL, Kirby	*USA 	45+ M	33.33	248.64	745.61	1027.58




Over 55 Ladies Overall Results

Bib	Name	Country	Categ.	Slalom	Tricks	Jump	Overall
1	KELLEY, Joy	USA 	55+ F	989.80	1000.00	1000.00	2989.80
2	SHEDD, Philippa	GBR 	55+ F	1000.00	982.30	898.26	2880.56
3	FAUSOLD, Janie	*USA 	55+ F	836.73	654.87	679.90	2171.50
4	KOENIG, Mary	USA 	55+ F	775.51	312.68	863.52	1951.71
5	PARKER-OLSON, Diana	*USA 	55+ F	20.41	244.84	709.68	974.93
6	SCHMITT, Cheryl	*USA 	55+ F	102.04	85.55	439.21	626.80









Over 55 Men Overall Results

Bib	Name	Country	Categ.	Slalom	Tricks	Jump	Overall
1	MORGAN, Mike	USA 	55+ M	1000.00	1000.00	809.78	2809.78
2	HAZELWOOD, Timothy	GBR 	55+ M	877.19	616.78	1000.00	2493.97
3	STEVENS, Mark	CAN 	55+ M	885.96	603.17	845.11	2334.24
4	GRAU, Mitch	*USA 	55+ M	763.16	551.02	913.04	2227.22
5	CONNELL, John	NZL 	55+ M	754.39	668.93	614.13	2037.45
6	JOHNSON, Dee	*USA 	55+ M	688.60	482.99	758.15	1929.74
7	CLOUTIER, Jean	CAN 	55+ M	710.53	331.07	771.74	1813.34
8	BEARD, Mark	GBR 	55+ M	508.77	417.23	831.52	1757.52
9	LOUDER, Mark	AUS 	55+ M	596.49	424.04	714.67	1735.20
10	MENZEL, Hans-Joachim	GER 	55+ M	614.04	467.12	451.09	1532.25
11	MIWA, Hisashi	JPN 	55+ M	491.23	439.91	554.35	1485.49
12	LUZORO, Joe	*USA 	55+ M	368.42	156.46	358.70	883.58

Over 65 Ladies Overall Results

Bib	Name	Country	Categ.	Slalom	Tricks	Jump	Overall
1	HUELLER, Gabriele	GER 	65+ F	1000.00	1000.00	1000.00	3000.00
2	CAVENAUGH, Brenda	*USA 	65+ F	651.52	635.96	808.36	2095.84
3	CONGLETON, Nancy	*USA 	65+ F	818.18	127.19	923.34	1868.71

Over 65 Men Overall Results

Bib	Name	Country	Categ.	Slalom	Tricks	Jump	Overall
1	PLOUFFE, Pierre	CAN 	65+ M	955.56	1000.00	860.72	2816.28
2	HUELLER, Heiko	GER 	65+ M	888.89	682.46	883.01	2454.36
3	SENGE, Wolfgang	GER 	65+ M	555.56	805.69	919.22	2280.47
4	LONGO, Dennis	*USA 	65+ M	1000.00	701.42	573.82	2275.24
5	PHILIPS, John	GBR 	65+ M	866.67	492.89	768.80	2128.36
6	CHAPPELL, Dean	USA 	65+ M	755.56	360.19	1000.00	2115.75
7	JOHNSEN, Lasse	NOR 	65+ M	755.56	478.67	807.80	2042.03
8	LILLEBERG, Audun	NOR 	65+ M	777.78	189.57	841.23	1808.58

SMITH, Jeffrey D.
Chief Judge

KOLMAN, Zdenek
Homologator

LANGROCK, Ulf
Scorer